




**Learning kit for the month of
April-May-June
Yellow Orrchid**

Orrchid Montessori House introduces Animal theme in the months of April, May and June to nurture the kids' love for animals.

Children love animals! They develop an interest in animals very early -- for e.g. Kids prefer to look at an animal than play with with a pile of colourful toys. Exposing them to animals encourage them to be sensitive and caring towards Nature.

Orrchid Montessori House has carefully designed the Learning Kit to engage the little one in the activities that introduce Concept Learning, Pretend play, which will sow the seeds for a life long spirit of inquiry and interest in your child. The little ones are entertained whilst strengthening their fine motor skills.





Learning kit for the month of
April-May-June

Yellow Orchid

Contents

1. Magic Blow Pipe
2. Complimentary Pairing
3. Summer Season Fun
4. Lion and The Mouse Tale
5. Seriation Activity
6. Hanuman Mask Fun
7. Pop Up Surprise
8. Lacing Time
9. Freezing Fun
10. Animal Puzzle Time
11. Blow The Balloon
12. Animal Pattern Match





Learning kit for the month of
April-May-June

Yellow Orrchid

Activity 1 :- Magic Blow Pipe -

Objective

To develop children's breathing control and lung capacity

To improve concentration and focus

To enhance hand-eye coordination

To introduce the concept of air pressure and movement

Material

Blow Pipe 3d game

Method

Give each child a blow pipe and a ball

Ask the child to place the ball near the pipe

Demonstrate how to blow air gently through the pipe

Encourage children to blow steadily to lift and balance the ball in the air

Let children practice and observe how the ball moves

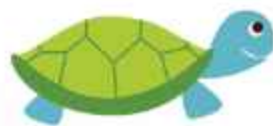
Learning Outcomes

Children will learn to control their breathing

They will understand cause and effect (air makes the ball move)

Improvement in fine motor skills and coordination

Increased confidence and engagement in activity-based learning





Learning kit for the month of
April-May-June
Yellow Orrchid

Activity 2 : Complimentary Pairing -

Objective:

- To help children understand related objects
- To develop thinking and matching skills
- To improve vocabulary

Materials:

- Picture cards of related pairs (as shown):
(e.g., toothbrush-toothpaste, lock-key, table-chair, TV-remote, fork-knife, pen-paper)


Method:

- Place all cards mixed on a mat
- Pick one card and name it (e.g., "toothbrush")
- Ask the child to find its matching pair (toothpaste)
- Demonstrate one or two pairs first
- Let the child match the rest independently
- Encourage the child to say the names aloud
- Repeat for practice

Learning Outcomes:

- Child understands relationships between objects
- Develops matching and logical thinking skills
- Improves vocabulary and speaking ability
- Enhances observation and concentration
- Builds confidence through independent learning





Learning kit for the month of
April-May-June

Yellow Orrchid

Activity 3 : Summer Season Fun -

Objective:

- To help children identify summer season objects
- To develop observation and recognition skills
- To build vocabulary related to summer season

Materials:

- Sunglass
- Ice cream
- Slipper
- Hat

Method:

- Show each item one by one and name it (hat, slipper, ice cream, sun glass)
- Explain that these are things we use in summer
- Let children touch and observe each object
- Ask simple questions like “What do we wear in summer?” or “What do we eat to feel cool?”
- Encourage children to pick and name the items
- Allow free interaction and repetition
- When thorough, can extend the conversation to rainy and winter season

Learning Outcomes:

- Child recognizes summer season objects
- Improves vocabulary and speaking skills
- Develops observation and thinking ability
- Builds connection with daily life experiences
- Encourages participation and confidence





Learning kit for the month of
April-May-June

Yellow Orrchid

Activity 4: Lion & the Mouse Tale -

Objective

To develop listening and comprehension skills through storytelling

To understand the value of kindness and helping others

To enhance sequencing ability (beginning, middle, end)

To build vocabulary and speaking confidence

Material

One full story

1 lion prompt card

1 mouse prompt card

1 net

Method

1. Introduction:

Show the lion and mouse image cards. Ask simple questions like:

“Who is this?” “Where does a lion live?”

2. Storytelling with Props:

Narrate the story using the story card.

At the same time, use the prompt cards and net:

Show the lion card when the lion appears

Show the mouse card when the mouse appears

Use the net prop during the part where the lion gets trapped

This helps children visually connect the story with the characters and actions.

3. Reading:

Read the full story aloud with proper expression and voice modulation.

4. Interaction:

Ask simple questions:

Who helped the lion?

Why did the lion let the mouse go?

5. Child Participation (Using Props):

Give children the lion, mouse, and net props and encourage them to:

Retell the story in their own words

Act out the story using the props

Arrange the sequence (beginning–middle–end) with guidance

Learning Outcomes

Children will be able to understand and recall the story in sequence


They will learn moral values like kindness and helping others

Improvement in listening and speaking skills

Children will identify characters and relate them to the story

Development of confidence and imagination through role play using props





Learning kit for the month of
April-May-June

Yellow Orrchid

Activity 5: Cereal Eating Sequencing :

Objective: To develop logical thinking, sequencing skills, and vocabulary related to daily routine.

Material : Six picture cards showing steps involved in eating cereal.

- Method:**
1. Preparation:
 - Spread all the cards on the mat in a random order.
 2. Demonstration:
 - The parent will go through each card, read the sentence aloud (e.g., “Wash hands”), and describe the action.
 - Then the parent will arrange the cards in the correct sequence:
 1. Wash hands
 2. Get a bowl
 3. Get a spoon
 4. Get your cereal
 5. Get milk
 6. Enjoy your cereal





Learning kit for the month of
April-May-June
Yellow Orrchid

3. Child's Activity:

- Mix up the cards again and invite the child to arrange them in the correct order.
- Encourage the child to say each step aloud as they place the card.
- Guide them gently if needed and appreciate their effort.

Learning Outcomes:

- Improved understanding of daily routines •
- Enhanced sequencing and storytelling ability •
- Strengthened vocabulary and language skills





Learning kit for the month of
April-May-June

Yellow Orrchid

Activity 6 : Hanuman Mask Fun -

Objective

To develop imagination and role play skills

To build confidence in expression

To introduce children to the values of courage, strength, and devotion inspired by Hanuman

To enhance social and communication skills

Material

Hanuman mask

Elastic band / string (attached to mask)

Method

Give each child a Hanuman mask

Help them wear the mask properly

Introduce a short story or facts about Hanuman in a simple way

Encourage children to do role play (like flying, helping others, being brave)

Let children express themselves through actions and simple dialogues

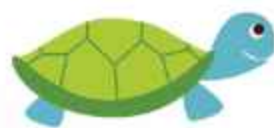
Learning Outcomes:

Children will develop confidence and self-expression

They will understand basic values like helpfulness and bravery

Improvement in social interaction and participation

Enhanced creativity and imagination through role play





Learning kit for the month of
April-May-June

Yellow Orrchid

Activity 7 : Pop Up Surprise-

Objective:

- To develop finger strength and fine motor skills through pressing action.
- To improve hand-eye coordination and control of movement.
- To build curiosity, focus, and cause-and-effect understanding.

Materials:

Dianosar -shaped pop-up toy.

Method:

- Show the child how to press the pop-up button on the dianosar toy.
- The child will press the part and observe the pop-up movement.
- The child will repeat the action again and again with control and focus.

Learning Outcomes :

- The child understands cause and effect through pressing and popping action.
- Improves finger strength and hand coordination.
- Develops concentration, excitement, and independent play skills.





Learning kit for the month of
April-May-June

Yellow Orrchid

Activity 8 : Lacing Fun-

Objective

- * To develop fine motor skills and hand-eye coordination.
- * To improve concentration and focus.
- * To encourage problem-solving through playful activity.
- * To introduce children to basic control and movement.

Material

- * Lacing board
- * Colored lace

Method

- * Show the lacing board to the children and explain how to hold it properly.
- * Demonstrate how to insert the lace through one hole and pull it out from another.
- * Encourage children to “race” by moving the lace from one end to the other.
- * Let children explore different patterns while lacing (straight, zig-zag, random).
- * Supervise and assist where needed, ensuring children follow the threading process.

Learning Outcomes

- * Children will enhance their finger strength and coordination.
- * They will develop patience and concentration.
- * They will learn sequencing and direction-following skills.
- * They will gain confidence in completing a task independently.





Learning kit for the month of
April-May-June

Yellow Orrchid

Activity 9: Freezing Fun-

Objective

- * To help children understand the *change of form from liquid to solid*.
- * To introduce the simple process of making ice-cream.
- * To develop sequencing and practical life skills.
- * To enhance sensory awareness and observation.
- * To build vocabulary related to preparation and change (liquid, freeze, solid, cold).

Materials

- * 1 mould

Method

- * Show the ice tray and explain its use.
- * Pour water or milk into the tray and let children observe the **liquid form**.
- * Introduce ingredients (milk, sugar, flavour) and name each one.
- * Add colours or flavours to make it interesting.
- * Pour the mixture into the ice-cream mould.
- * Explain that it needs to be kept in the freezer to become ice-cream.
- * Place the tray in the freezer.
- * Discuss the change: *‘‘It was liquid before, now it has become solid because of the cold.’’*
- * Repeat the steps verbally with children in sequence.

Learning Outcomes

- * Children understand the concept of liquid changing into solid.
- * Improved sequencing and observation skills.
- * Development of practical life skills through participation.
- * Enhanced vocabulary (liquid, solid, freeze, cold, ice).
- * Increased curiosity and real-life connection through hands-on experience.





Learning kit for the month of
April-May-June

Yellow Orrchid

Activity 10 : Animal Puzzle Time-

Objective

- * To help children recognize different animals.
- * To develop problem-solving and thinking skills.
- * To improve hand-eye coordination and fine motor skills.

Material

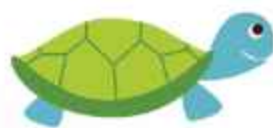
- * 2 puzzles of 5 and 6 pieces each

Method

- * Show the children the complete picture of the animal puzzle.
- * Mix the puzzle pieces and place them in front of the children.
- * Ask the children to identify and pick the correct pieces.
- * Guide them to place each piece correctly to complete the picture.
- * Encourage them to name the animal once the puzzle is complete.

Learning Outcomes

- * Children will be able to identify common animals.
- * They will improve their concentration and patience.
- * They will develop better coordination and matching skills.
- * They will gain confidence in completing simple tasks independently.





Learning kit for the month of
April-May-June

Yellow Orrchid

Activity 11 : Blow the Balloon-

Objective :

To encourage parent-child bonding and joyful interaction.
To develop imagination, creativity, and observation skills.
To help children recognize animals and the brown colour.

Material :

Brown colour bear-shaped balloon.

Method:

Each child will be given a bear-shaped balloon.
Parents will help to blow the balloon.
Children will observe and enjoy playing with it.

Learning Outcomes :

Children develop bonding and social interaction.
Children improve imagination and observation skills.
Children learn animal recognition and colour identification.





Learning kit for the month of
April-May-June
Yellow Orrchid

Activity 12: Animal Pattern Match-

Objective:

- To develop visual discrimination skills
- To improve observation and attention to detail
- To enhance memory and matching ability
- To build early cognitive and problem-solving skills

Material:

- 12 animal picture cards
- 12 pattern cards (showing parts/skin patterns of animals)

Method:

- Show children the animal picture cards
- Introduce the pattern cards (animal skin/body patterns)
- Ask children to observe both sets carefully
- Encourage them to match each animal with its correct pattern
- Guide and support children as needed

Learning Outcomes:

- Children will learn to identify animals through patterns
- Improved visual memory and recognition skills
- Development of logical thinking and matching skills
- Increased focus and concentration





Learning kit for the month of
April-May-June
Yellow Orrchid

As your child engages with the activities set, we want to emphasize the importance of completing each activity before moving on to the next.

We believe these activities will provide enjoyable and educational experience for your child. If you have any question or need for the information feel free to reach out.

Happy Learning!!

