



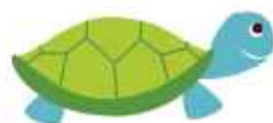
Learning kit for the month of
April-May-June

Red Orchid

Orchid Montessori House introduces Animal theme in the months of April, May and June to nurture the kids' love for animals.

Children love animals! They develop an interest in animals very early -- for e.g. Kids prefer to look at an animal than play with with a pile of colourful toys. Exposing them to animals encourage them to be sensitive and caring towards Nature.

Orchid Montessori House has carefully designed the Learning Kit to engage the little one in the activities that introduce Concept Learning, Pretend play, which will sow the seeds for a life long spirit of inquiry and interest in your child. The little ones are entertained whilst strengthening their fine motor skills.



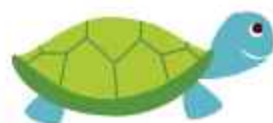


Learning kit for the month of
April-May-June

Red Orchid

Contents

1. **Pour & Fun**:- 1 funnel, 1 plastic glass and 1 bottle .
2. **Complimentary pairing** :- 6 pairs of picture cards
3. **Sunny Summer Fun**: 1 hat, 1 icecream , 1 sun glass and 1 sipper
4. **Hanuman The Hero**: 1 hanuman model and one thread.
5. **Pop-Up Surprise** : 1 dianosaur and 1 thread
6. **Language: Elephant and The Tailor Tale**:- 1 elephant, 1 needle,1 story card , 1 piece of cloth and 1 tailor.
7. **j,k,t,w,z Sounds & Picture Association**- Sound cards: j, k, t, w, and z. Picture cards that begin with the above sounds.
8. **Animals: Stick and Pull Game**:- 1 board with animal shadows and velcro. 6 animal picture cards with velcro.
9. **Baby Animals Match**: 16(8 pairs)picture cards of animal and their babies
10. **Big and Small Sorting** :10(5 pairs)picture cards of big and small .
11. **Puzzle Fun Time**:- 2 sets of puzzles (3 and 4 pieces).
12. **Freezing Fun Time** :- 1 mould.





Learning kit for the month of April-May-June

Red Orchid

1. Activity: Pour & Play Fun

Objective :

- To develop fine motor skills
- To improve hand-eye coordination
- To practice concentration and control of movement

Material Provided:

- 1 funnel
- 1 bottle
- 1 plastic glass

Method .

- Place all materials neatly on a tray
- Show the child how to hold the funnel in one container
- Slowly pour water/rice/sand from one glass into the funnel
- Let the child observe how it goes down into the other container
 - Allow the child to try independently
 - Repeat the activity for practice





**Learning kit for the month of
April-May-June
Red Orchid**

Learning Outcome:

- Child learns pouring skills
- Improves focus and patience
- Develops coordination of hands
- Understands cause and effect (pouring → filling)

2. Activity: Complimentary pairing

Objective :

- To help children understand and related objects
- To develop thinking and matching skills
- To improve vocabulary

Material Provided:

Picture cards of related pairs (as shown):
(e.g., toothbrush-toothpaste, lock-key,
table-chair, TV-remote, fork-knife, pen-paper





Learning kit for the month of April-May-June

Red Orchid

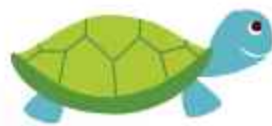
Method :


Place all cards mixed on a mat

- Pick one card and name it (e.g., “toothbrush”)
- Ask the child to find its matching pair (toothpaste)
- Demonstrate one or two pairs first
- Let the child match the rest independently
- Encourage the child to say the names aloud
- Repeat for practice

Learning Outcome:

- Child understands relationships between objects
- Develops matching and logical thinking skills
- Improves vocabulary and speaking ability
- Enhances observation and concentration
- Builds confidence through independent learning





Learning kit for the month of April-May-June

Red Orchid

3. Activity: Sunny Summer Fun

Objective :

- To help children identify summer season objects
- To develop observation and recognition skills
- To build vocabulary related to summer season

Material Provided:


- Sunglass
- Ice cream
- Slipper
- Hat

Method :

Show each item one by one and name it (hat, slipper, ice cream, sun glass)

- Explain that these are things we use in summer
- Let children touch and observe each object
- Ask simple questions like “What do we wear in summer?” or “What do we eat to feel cool?”
- Encourage children to pick and name the items
- Allow free interaction and repetition
- When thorough, can extend the conversation to rainy and winter season.





Learning kit for the month of April-May-June

Red Orchid

Learning Outcome:

Child recognizes summer season objects

- Improves vocabulary and speaking skills
- Develops observation and thinking ability
- Builds connection with daily life experiences
- Encourages participation and confidence

4. Activity: Hanuman Hero Time

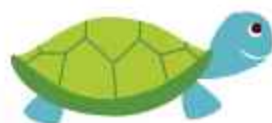
Objective :


To develop fine motor skills

- To encourage creativity and imagination
- To introduce children to a simple cultural figure (Hanuman)
- To learn and enjoy different moves and action of Hanuman

Material Provided:

- one hanuman model
- Thread (for hanging)





Learning kit for the month of April-May-June

Red Orchid

Method

Show the children the Hanuman model

- Add details like tail and gada (mace)
- Attach a thread on top to make it a hanging
- Allow children to try on their own with guidance

Appreciate their
work

. Learning Outcome:

- Improves fine motor skills and hand coordination
- Develops creativity and imagination
- Enhances concentration and patience
- Builds cultural awareness in a fun way
- Encourages confidence and independent work

5. Pop-Up Surprise

Objective :

- To develop finger strength and fine motor skills through pressing action.
- To improve hand-eye coordination and control of movement.
- To build curiosity, focus, and cause-and-effect understanding.





Learning kit for the month of April-May-June

Material Provided: **Red Orchid**

- Dinosaur -shaped pop-up toy.

Method :

- Show the child how to press the pop-up button on the dinosaur toy.
- The child will press the part and observe the pop-up movement.
- The child will repeat the action again and again with control and focus.

Learning Outcomes* :

- The child understands cause and effect through pressing and popping action.
- Improves finger strength and hand coordination.
- Develops concentration, excitement, and independent play skills. and hand coordination.
- Develops concentration, excitement, and independent play skills.





Learning kit for the month of
April-May-June

Red Orchid

6. Activity: Elephant and The Tailor Tale (Story Time)

Objective :

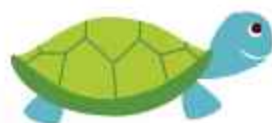
- To develop listening skills
- To improve imagination and understanding
- To teach moral values (kindness, not hurting others)

Material Provided:

- 1 Story picture card
- 1 elephant toy
- 1 plastic needle
- 1 piece of cloth
- 1 tailor picture

Method

- Make the child sit comfortably for the story time.
- Show the props and introduce the story
- Narrate the story in simple and expressive language
- Use actions and voice modulation to make it interesting .





Learning kit for the month of April-May-June

Red Orchid

- Ask simple questions during and after the story (e.g., “Who was kind?” “What did the tailor do?”)
- Encourage children to repeat parts or act small roles
- Discuss the moral in easy words

Learning outcomes :

- Improves listening and attention skills
- Develops imagination and language skills
- Helps children understand right and wrong
- Builds confidence in speaking and participation
- Encourages social and emotional learning





**Learning kit for the month of
April-May-June
Red Orchid**

7.Activity Name:j,k,t,w,z Sounds and Pictures Association

Objective:

- To help children recognize letter sounds
- To develop sound–picture association skills
- To improve listening and speaking ability

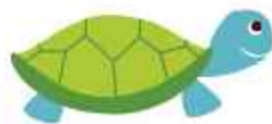
Materials:

- 5 Letter cards of each sound
- 4 Picture cards of each sound

Method:

Place letter cards on a mat

- Show one letter at a time and say its sound (e.g., “j” sound) and in the same manner introduce all the sounds one by one.
- Show the pictures and name them clearly
- Ask the child to repeat the sound and words
- Mix all picture cards and ask the child to match them with the correct sound
- Encourage repetition and correct gently if needed
- Let the child practice independently



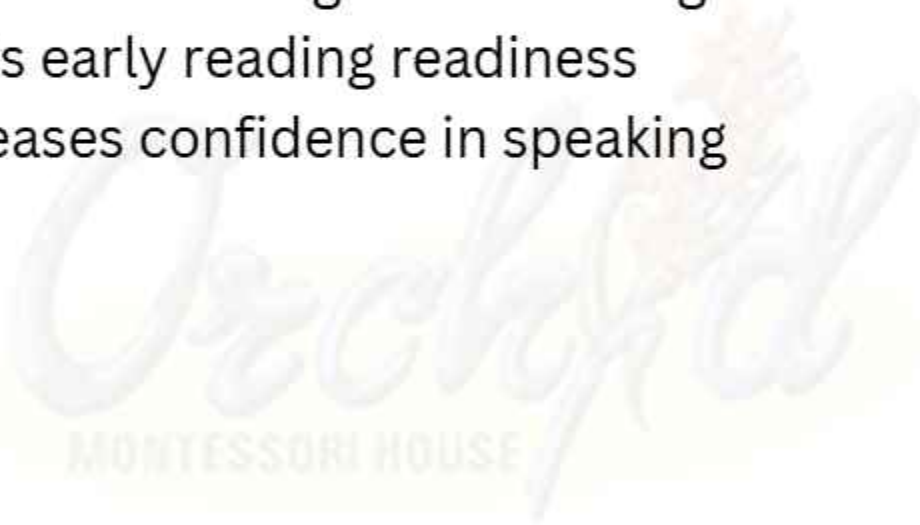


Learning kit for the month of April-May-June

Red Orchid

Learning Outcome:

- Child recognizes all the five sounds
- Develops vocabulary and pronunciation
- Improves listening and matching skills
- Builds early reading readiness
- Increases confidence in speaking





**Learning kit for the month of
April-May-June**

Red Orchid

8. Activity: Stick & Pull Game

Objective :

- To help the child recognize common farm animals.
- To develop fine motor skills through sticking and removing.
- To improve hand-eye coordination and concentration.

Material Provided:

- One farm animal velcro board
Separate animal cut-outs with velcro
(cow, sheep, goat, hen, horse, duck)





Learning kit for the month of April-May-June

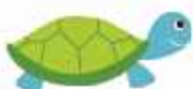
Method :

Red Orchid

- Place the mat in front of the child and show all the animal pieces.
- Name each animal slowly (e.g., “This is a cow 🐮”).
- Demonstrate how to stick one animal in the correct place on the board.
- Encourage the child to pick and stick each animal one by one.
- Let the child remove and repeat the activity independently

Learning Outcome:

- Child identifies and names basic farm animals.
- Improves finger strength and coordination.
- Develops focus and independent working skills.
- Builds early matching and recognition ability





Learning kit for the month of
April-May-June

Red Orchid

9. Activity: Baby Animal Match

Objective :

- To help children identify animals and their babies
- To develop matching and observation skills
- To build vocabulary

Material Provided:

- Picture cards of animals and their babies(8 pairs)

Method :

- Place all animal and baby picture cards on a mat
- Show one animal card and name it (e.g., “This is a cow”)
- Show the baby card and say (e.g., “This is a calf”)
- Mix the cards and ask the child to match the animal with its baby
- Encourage the child to say the names aloud
- Allow repetition and independent practice





**Learning kit for the month of
April-May-June
Red Orchid**

Learning Outcome:

Child learns names of animals and their babies

- Develops matching and thinking skills
- Improves vocabulary and speaking ability
- Enhances concentration and memory
- Builds confidence through independent activity

10. Activity: Big and Small Sorting

Objective :

- To help the child understand and identify the dimensions “big” and “small.”

Material Provided:

- 10 picture cards (5 pairs showing big and small objects).





Learning kit for the month of April-May-June

Red Orchid

Method :

1. Preparation:

- Spread all the picture cards on a working mat.

2. Demonstration:

- The parent picks up one picture showing a big object and says, “This is big,” and places it on the left side of the mat.
- Then picks the matching small object and says, “This is small,” and places it next to the big one.
- Repeat with another pair to demonstrate the concept.

3. Child’s Activity:

- The child is invited to pick up the remaining picture cards and match each small picture with its corresponding big counterpart.
- Encourage the child to say “big” and “small” while matching the pairs





Learning kit for the month of April-May-June

Red Orchid

Learning Outcome:

- Understanding of size comparison: big vs. small
- Development of observation and matching skills
- Enhanced vocabulary and concept recognition
- Strengthening of classification and visual discrimination skills

11. Activity: Puzzle Fun Time

Objective :

- *To help children recognize different animals.
- * To develop problem-solving and thinking skills.
- * To improve hand-eye coordination and fine motor skills.

Material Provided:

- * 2 puzzles of 3 and 4 pieces each





Learning kit for the month of April-May-June

Red Orchid

Method :

- * Show the children the complete picture of the animal puzzle.
- * Mix the puzzle pieces and place them in front of the children.
- * Ask the children to identify and pick the correct pieces.
- * Guide them to place each piece correctly to complete the picture.
- * Encourage them to name the animal once the puzzle is complete.

Learning Outcome:

- * Children will be able to identify common animals.
- * They will improve their concentration and patience.
- * They will develop better coordination and matching skills.
- * They will gain confidence in completing simple tasks independently.





**Learning kit for the month of
April-May-June**

Red Orchid

12. Activity: Freezing Fun

Objective :

- * To help children understand the *change of form from liquid to solid*.
- * To introduce the simple process of making ice-cream.
- * To develop sequencing and practical life skills.
- * To enhance sensory awareness and observation.
- * To build vocabulary related to preparation and change (liquid, freeze, solid, cold).

Material Provided:

- * 1 mould

Method :

- * Show the ice tray and explain its use.
- * Pour water or milk into the tray and let children observe the ****liquid form****.
- * Introduce ingredients (milk, sugar, flavour) and name each one.
- * Add colours or flavours to make it interesting.
- * Pour the mixture into the ice-cream mould.
- * Explain that it needs to be kept in the freezer to become ice-cream.
- * Place the tray in the freezer.
- * Discuss the change: ****“It was liquid before, now it has become solid because of the cold.”****
- * Repeat the steps verbally with children in sequence.





Learning kit for the month of April-May-June

Red Orchid

Learning Outcome:

- * Children understand the concept of liquid changing into solid.
- * Improved sequencing and observation skills.
- * Development of practical life skills through participation.
- * Enhanced vocabulary (liquid, solid, freeze, cold, ice).
- * Increased curiosity and real-life connection through hands-on experience.

As your child engages with the Pink Orchid Senior activity set, we want to emphasise the importance of completing each activity before moving on to the next. We believe these activities will provide enjoyable and educational experiences for your child. Should you have any questions or need further information, feel free to reach out.

HAPPY LEARNING!

