



**Learning kit for the month of
April-May-June**

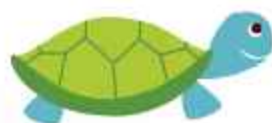
Purple Orrchid

Orrchid Montessori House introduces Animal theme in the months of April, May and June to nurture the kids' love for animals.

Children love animals! They develop an interest in animals very early -- for e.g. Kids prefer to look at an animal than play with with a pile of colourful toys. Exposing them to animals encourage them to be sensitive and caring towards Nature.

Orrchid Montessori House has carefully designed the Learning Kit to engage the little one in the activities that introduce Concept Learning, Pretend play, which will sow the seeds for a life long spirit of inquiry and interest in your child.

The little ones are entertained whilst strengthening their fine motor skills.

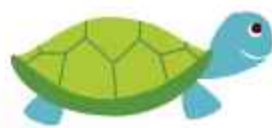




Learning kit for the month of
April-May-June
Purple Orchid

Contents

- 1. Animal Food Explorer:-** Three Header Cards, and fifteen picture cards of different animals.
- 2. Solar System Activity:-** One base card with Velcro-pasted shadows of planets, Eight planet picture cards with Velcro.
- 3. Lion and the mouse (Story):** One full story card, 5 sequence cards, 1 lion miniature, 1 mouse miniature and a net.
- 4. Blow the balloon:** Blue coloured cat-shaped balloon.
- 5. Characteristics of Animals:** 6 small size animal miniature
- 6. Lacing Fun:** Lacing board and colored lace.
- 7. Animal Puzzle Play:-** 2 puzzles of 8 and 10 pieces each.
- 8. Freezing Fun:** Ice-cream mould.
- 9. Ludo Playtime:-** One ludo board, ludo tokens, dice.
- 10. Uses of Water:-** Illustrated cards depicting various uses of water (e.g., drinking, bathing, cleaning, watering plants).
- 11. Magic blow pipe:-** Blow pipe
- 12. Hindi Swaran Mala (अ to अः):-** Swar cards from अ to अः), corresponding picture cards representing familiar objects (e.g., अनार, आम, उल्लू, ऊन, ऋतु, एड़ी, ऐनक, ओस, औरत, etc.).





**Learning kit for the month of
April-May-June
Purple Orrchid**

Activity 1: Animal Food Explorer

Objective :

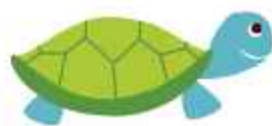
- To help children learn about different animal food habits
- To introduce simple categories: herbivores, carnivores, and omnivores
- To develop observation and thinking skills

Material :

- 3 pieces of header cards
- Picture cards of different animals - 15 pieces
 1. Herbivores- Kangaroo, giraffe, gorilla, koala, giant panda.
 2. Carnivores- Lion, tiger, fox, cheetah, wolf
 3. Omnivores- Chimpanzee, raccoon, bear, hedgehog, pig.

Method :

- Show children different animal picture cards one by one
- Explain in simple words:
 1. Herbivores eat plants 🌿
 2. Carnivores eat meat 🍖
 3. Omnivores eat both 🌿🍖
- Ask children to group the cards into three categories (herbivores, carnivores, and omnivores)
- Ask simple questions like “What does this animal eat?”
- Encourage children to repeat the names and categories





Learning kit for the month of April-May-June Purple Orrchid

Learning Outcomes:

- Children can identify animals based on their food habits
- They understand the basic difference between herbivorous, carnivorous, and omnivorous
- They improve speaking and classification skills
- They develop curiosity about animals and nature

Activity 2: Solar System

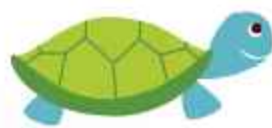
Objective:

- To introduce children to the basic concept of the solar system.
- To help children identify the Sun and major planets.
- To develop curiosity about space and celestial objects.
- To enhance listening and observation skills.

Material: Cut out of each planet (8 pieces) and a base card of orbit.

Method:

- Begin by showing a solar system card and explain that the Sun is at the center.
- Introduce the names of the planets in a simple way (Mercury, Venus, Earth, Mars, etc.).
- Show flashcards and help children repeat the names.
- Guide children to create a simple solar system using the cards.
- Encourage children to place the planets around the Sun.
- Ask simple questions





**Learning kit for the month of
April-May-June
Purple Orrchid**

Learning Outcomes:

- Children will be able to recognize the Sun and some planets.
- Children will develop a basic understanding of space.
- Children will improve their vocabulary with new words.
- Children will enhance fine motor skills through the activity.

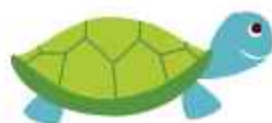
Tips for Parents:

- Use a song or story to make the planet names easier to remember.
- Ask simple questions like: “Which planet is the biggest?” or “Where do we live?”
- Reinforce learning with books or planet toys for hands-on fun.

Activity 3 Story: Lion and the mouse

Objective:

- To develop listening and comprehension skills through storytelling.
- To understand the value of kindness and helping others.
- To enhance sequencing ability (beginning, middle, end).
- To build vocabulary and speaking confidence.





**Learning kit for the month of
April-May-June
Purple Orchid**

Material:

- One full story card
- 5 sequence cards
- 1 lion miniature
- 1 mouse miniature
- 1 Net

Method:

1. Introduction:

Show the lion and mouse image cards. Ask simple questions like: "Who is this?" "Where does a lion live?"

2. Storytelling:

Narrate the story using the sequence-wise story card. Show each picture clearly while telling that part of the story.

3. Reading:

Read the full story aloud with proper expression.

4. Interaction:

Ask simple questions:

- Who helped the lion?
- Why did the lion let the mouse go?





Learning kit for the month of April-May-June Purple Orrchid

Learning Outcomes:

- Children will be able to understand and recall the story in sequence.
- Children will learn moral values like kindness and helping others.
- They will improve listening and speaking skills.
- They will identify characters and relate them to the story.

Tips for Parents:

- Use expressive voice and gestures while telling the story to make it exciting.
- In story time, kids will put the story sequence cards in the correct order.
- Ask simple questions during the story: “Why the lion was angry?”
- Praise the child’s effort in each stage, no matter how small.

Activity 4: Blow the Balloon

Objective:

To develop children’s breathing control, oral motor skills, and coordination in a fun and engaging way.

Material:

Blue coloured cat-shaped balloon.





**Learning kit for the month of
April-May-June
Purple Orchid**

Method:

- Show the children the rabbit-shaped balloon and create curiosity by talking about its shape and color.
- Demonstrate how to hold the balloon and blow air into it slowly.
- Encourage each child to try blowing the balloon with guidance and support.
- Allow children to take turns and appreciate their efforts to build confidence.
- Make it playful by pretending the rabbit is “growing bigger” with each blow.
- Once the balloon is blown, engage children in fun gross motor play like tossing, tapping, kicking, and chasing the balloon.
- Introduce simple games such as “keep the balloon in the air” or “follow the bouncing rabbit” to make the activity lively and interactive

Learning Outcomes:

- Children improve their breathing and lung capacity.
- Development of oral motor and fine motor skills.
- Enhancement of focus and hand-eye coordination.
- Development of gross motor skills through movement-based play (running, jumping, reaching, and tapping).
- Builds confidence, teamwork, and active participation in group activities.





**Learning kit for the month of
April-May-June
Purple Orrchid**

Activity 5: Characteristics of Animals

Objective :

- To help children identify animals based on their unique characteristics.
- To develop observation and thinking skills.
- To build vocabulary related to animals.

Material: Small size animal miniature

Method :

- Show children different animal picture cards and name each animal.
- Explain one special feature of each animal (e.g., tiger is a powerful hunter).
- Read out one clue at a time and ask children to guess the animal.
- Let children pick or point to the correct animal card.
- Repeat the activity with all clues and encourage group participation.

Interactive Matching Statements

- **Tiger**- Powerful hunter
- **Deer**- Animal with spots
- **Kangaroo**- Animal with baby in pouch
- **Eland**- Animal with spiral horns
- **Zebra**- Black and white striped animal
- **Lion**- King of the Jungle (take the lion miniature from the story packet).





Learning kit for the month of April-May-June Purple Orrchid

Learning Outcomes

- Children will be able to identify animals using their characteristics.
- They will improve listening and comprehension skills.
- They will develop critical thinking and matching abilities.
- They will gain confidence in answering simple questions.

Tips for Parents:

- Use real-life examples or short stories to reinforce animal traits.
- Let the child tell you why they think an animal matches a card.
- Praise effort and gently correct if needed to encourage learning.

Activity 6: Lacing Fun

Objective:

- To develop fine motor skills and hand-eye coordination.
- To improve concentration and focus.
- To encourage problem-solving through playful activity.
- To introduce children to basic control and movement

Material :

- Lacing board
- Colored lace





**Learning kit for the month of
April-May-June
Purple Orchid**

Method :

- Show the lacing board to the children and explain how to hold it properly.
- Demonstrate how to insert the lace through one hole and pull it out from another.
- Encourage children to “race” by moving the lace from one end to the other.
- Let children explore different patterns while lacing (straight, zig-zag, random).
- Supervise and assist where needed, ensuring children follow the threading process

Learning Outcomes:


- Children will enhance their finger strength and coordination.
- They will develop patience and concentration.
- They will learn sequencing and direction-following skills.
- They will gain confidence in completing a task independently

Activity 7: Animal Puzzle Play

Objective :

- To help children recognize different wild animals.
- To develop problem-solving and thinking skills.
- To improve hand-eye coordination and fine motor skills





**Learning kit for the month of
April-May-June
Purple Orchid**

Material:

- 2 puzzles of 8 and 10 pieces each

Method :

- Show the children the complete picture of the animal puzzle.
- Mix the puzzle pieces and place them in front of the children.
- Ask the children to identify and pick the correct pieces.
- Guide them to place each piece correctly to complete the picture.
- Encourage them to name the animal once the puzzle is complete.

Learning Outcomes:

- Children will be able to identify common wild animals.
- They will improve their concentration and patience.
- They will develop better coordination and matching skills.
- They will gain confidence in completing simple tasks independently.





**Learning kit for the month of
April-May-June
Purple Orchid**

Activity 8: Freezing Fun

Objective :

- To help children understand the change of form from liquid to solid.
- To introduce the simple process of making ice-cream.
- To develop sequencing and practical life skills.
- To enhance sensory awareness and observation.
- To build vocabulary related to preparation and change (liquid, freeze, solid, cold).

Material: Ice-cream mould

Method :

- Show the ice tray and explain its use.
- Pour water or milk into the tray and let children observe the liquid form.
- Introduce ingredients (milk, sugar, flavour) and name each one.
- Add colours or flavours to make it interesting.
- Pour the mixture into the ice-cream mould.
- Explain that it needs to be kept in the freezer to become ice-cream.
- Place the tray in the freezer.
- Discuss the change: "It was liquid before, now it has become solid because of the cold."
- Repeat the steps verbally with children in sequence.





**Learning kit for the month of
April-May-June
Purple Orchid**

Learning Outcomes:

- Children understand the concept of liquid changing into solid.
- Improved sequencing and observation skills.
- Development of practical life skills through participation.
- Enhanced vocabulary (liquid, solid, freeze, cold, ice).
- Increased curiosity and real-life connection through hands-on experience.

Activity 9: Ludo Playtime

Objective :

To enhance children's number recognition, turn-taking skills, patience, and social interaction through a fun and engaging board game experience.

Material: One Ludo board, ludo tokens, and a dice.





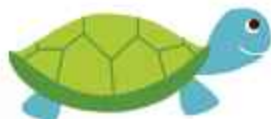
**Learning kit for the month of
April-May-June
Purple Orrchid**

Method :

- Invite the child to sit comfortably with the Ludo board placed on a flat surface.
- Introduce the board, tokens, and dice, naming each item clearly.
- Demonstrate how to roll the dice and move the token according to the number shown.
- Encourage the child to identify the number on the dice before moving the token.
- Take turns playing, guiding the child to wait patiently for their turn.
- Support the child in counting steps while moving the token on the board.
- Allow the child to explore and play independently with gentle supervision.

Learning Outcomes:

- Develops number recognition and counting skills
- Enhances turn-taking and patience
- Improves hand-eye coordination and fine motor skills
- Encourages social interaction and cooperative play
- Builds focus and concentration





**Learning kit for the month of
April-May-June
Purple Orchid**

Tips for Parents:

- Keep the environment calm and distraction-free during the activity.
- Encourage the child to count aloud while moving the tokens.
- Appreciate effort rather than focusing only on winning.
- Allow the child to make small mistakes and learn independently.
- Play regularly to strengthen bonding and reinforce learning concepts.

Activity 10: Uses of Water

Objective :

To help the child understand the importance and everyday uses of water, while fostering awareness of its value and encouraging responsible usage.

Material: Illustrated cards depicting various uses of water (e.g., drinking, bathing, cleaning, watering plants)





**Learning kit for the month of
April-May-June
Purple Orrchid**

Method :

- Invite the child to sit and present the card.
- Introduce the card slowly, naming and describing the use of water shown.
- Encourage the child to observe, identify, and discuss each use.
- Ask guiding questions such as, “When do we use water here?” to promote thinking and connection.
- Let the child repeat the activity independently, reinforcing understanding through repetition.


Learning Outcomes:

- Develops awareness of the importance and uses of water
- Enhances observation and language skills
- Encourages logical thinking through classification and matching
- Builds environmental awareness and responsibility
- Supports independent learning and concentration

Tips for Parents:

- Use real-life examples to reinforce learning (e.g., during daily routines)
- Keep explanations simple and clear
- Encourage the child to express their thoughts and observations
- Avoid over-correcting; allow natural learning through exploration





**Learning kit for the month of
April-May-June
Purple Orchid**

Activity 11: Magic Blow pipe

Objective :

To develop the child's oral motor strength, breath control, and concentration through a playful and engaging activity. This activity also supports coordination and early self-regulation skills.

Material: Blow pipe

Method :

- Invite the child to the activity area and present the materials neatly.
- Demonstrate how to gently blow air through the mouth (using a straw or directly) to move the object.
- Encourage the child to guide the object along a path or toward a target using controlled breathing.
- Allow the child to repeat the activity independently at their own pace.
- Observe without interruption, offering support only when necessary





**Learning kit for the month of
April-May-June
Purple Orrchid**

Learning Outcomes:

- Enhances oral motor development and breath control
- Improves focus and concentration
- Develops hand-eye coordination and control
- Encourages independence and self-directed learning
- Builds patience and persistence

Tips for Parents:

- Ensure the activity is conducted in a calm and distraction-free environment
- Demonstrate slowly and clearly without overwhelming the child
- Allow the child to explore and repeat the activity independently
- Offer gentle encouragement rather than correction
- Always supervise to ensure safety, especially when using small objects





**Learning kit for the month of
April-May-June
Purple Orchid**

Activity 12: Hindi Swaran Mala (अ to अः)

Objective :

- * To introduce and reinforce recognition of Hindi swars (अ to अः).
- * To develop phonetic awareness by associating sounds with corresponding objects.
- * To enhance vocabulary and visual discrimination skills.
- * To build early reading readiness through sound-picture connection.

Material: Swar cards from अ to अः), corresponding picture cards representing familiar objects (e.g., अनार, आम, उल्लू, ऊन, ऋतु, एड़ी, ऐनक, ओस, औरत, etc.).

Method :

- Invite the child to the activity and spread the mat neatly.
- Place the swar cards in sequence from अ to अः
- Show one picture card at a time and clearly pronounce the word (e.g., “अनार”).
- Emphasize the beginning sound and ask the child to repeat it.
- Guide the child to match the picture with the correct swar card.
- Allow the child to continue matching all picture cards independently.
- Once completed, review all matches together by repeating sounds and words.





**Learning kit for the month of
April-May-June
Purple Orchid**

Learning Outcomes:


- Recognition of Hindi swar from अ to अः.
- Improved phonemic awareness (beginning sound identification).
- Vocabulary development through familiar objects.
- Enhanced concentration and independent working skills.
- Strengthening of visual and auditory associations

Tips for Parents:

- Always pronounce the sounds clearly and slowly.
- Encourage the child to repeat words instead of memorizing.
- Use real-life examples from surroundings.
- Keep sessions short and engaging to maintain interest.
- Appreciate the child's effort rather than correcting immediately.
- Repeat the activity regularly for better retention.

**Learning does not stop here; children can learn from
everything they see around them**





**Learning kit for the month of
April-May-June
Purple Orchid**

As your child engages with the Pink Orchid Senior activity set, we want to emphasise the importance of completing each activity before moving on to the next. We believe these activities will provide enjoyable and educational experiences for your child. Should you have any questions or need further information, feel free to reach out.

HAPPY LEARNING!

MONTESSORI HOUSE

